



UNIVERSITY OF BAHRAIN

QUALITY ASSURANCE AND ACCREDITATION CENTER

SENIOR EXIT SURVEY REPORT

2019/2020

INTRODUCTION

Twice a year the University of Bahrain (UoB) conducts the Senior Exit Survey, a survey of graduating senior students regarding their experiences at the University. The survey contains questions related to advising, admission and registration, curriculum and instruction, facilities and learning resources as well as overall program experience and plans for the future. The results of this survey provide valuable insights into the effectiveness of various aspects of the UoB's provision and assist the university in preparing to meet the needs of future students.

METHODOLOGY

The Senior Exit Survey was administered by the Quality Assurance and Accreditation Centre (QAAC) during the Academic Year 2019 / 2020. Students applying to graduate were able to access electronic survey through the Student Information System (SIS).

The results of the survey are presented in this comparative analysis report, which is published on the QAAC website. In addition to this report, detailed survey data related to each program offered at UoB are circulated to the Quality Assurance Offices of each College for analysis and action planning.

The Senior Exit Survey was completed by 2973 graduating students. The characteristics of the respondents summarized in Table 1.

Table 1: Characteristic of Survey Respondents				
College	Average GPA	Total No. of Respondents	Male	Female
College of Applied Sciences	1.66	85	32	53
College of Arts	2.57	729	145	584
Bahrain Teachers College	3.13	106	16	90
College of Business Administration	2.55	620	207	413
College of Engineering	2.65	485	245	240
College of Information Technology	2.58	165	78	87
College of Law	2.41	277	95	182
College of Health & Sport Sciences	2.74	383	87	296
College of Science	2.63	123	18	105
Total	2.54	2973	923	2050

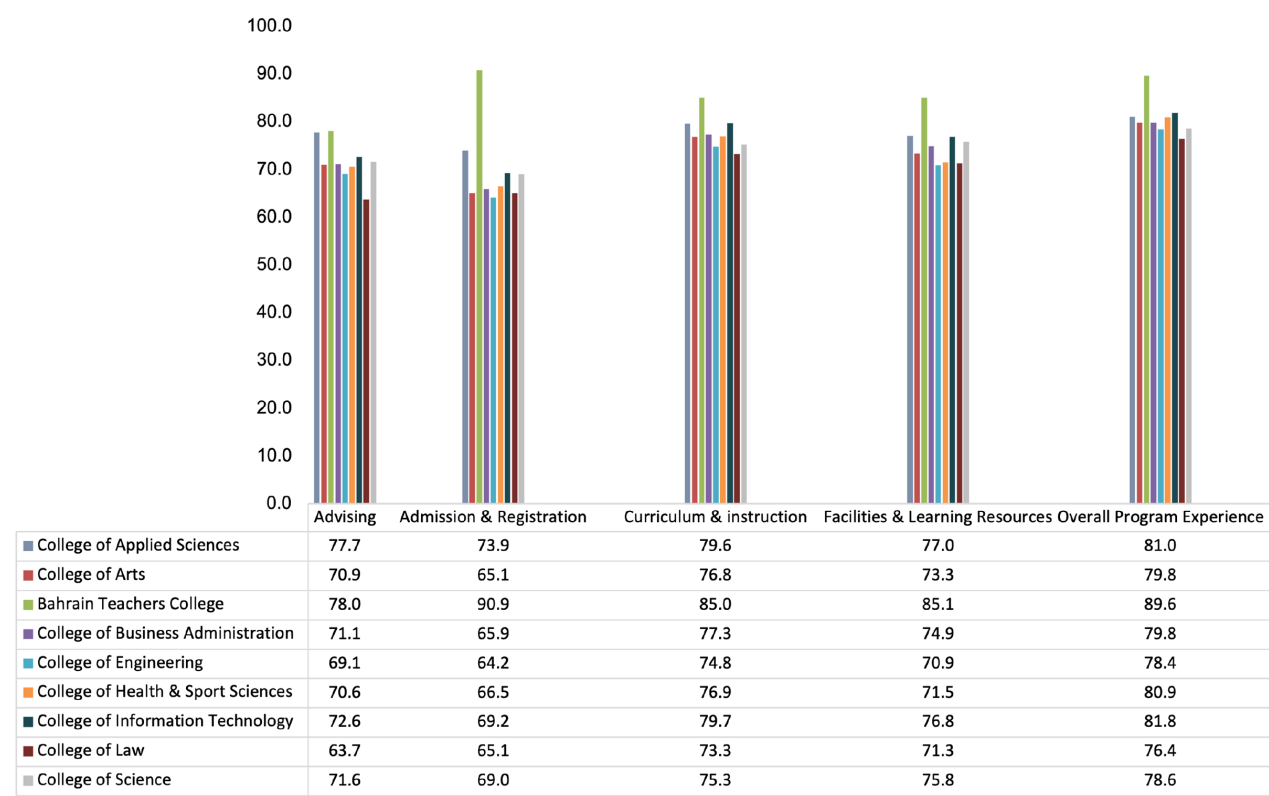


Figure 1: Summary of Results per College

KEY FINDINGS

- The overall program experience was rated high (above 76%) for all Colleges, which give confidence in the quality of many aspects of the University's provision.
- Students are, in general, satisfied with the facilities and learning resources offered by the University, which were rated (above 70%) for all Colleges.
- Satisfaction with curriculum and teaching is high with average rate (76.7%).
- In reference to Figure (2), 30% of UOB graduating students have at least one job offer on the time of graduation, which is a good indication of the quality of graduates.
- Comparing with the results in the senior exit survey report 2018 / 2019, the overall satisfaction with Admission and Registration showed a good improvement in all areas with average satisfaction rate above 65%.
- Above 85% of the graduating students are confident of their knowledge and understanding of their field of study, which is a positive indicator regarding the quality of teaching and learning they received.
- An overwhelming majority of graduating students (almost 90%) shows desire to continue their professional education, which is clear indication of their acquired lifelong learning skills.
- Trend analysis also shows good growth in satisfaction in all areas specifically in Advising and Admission & Registration.

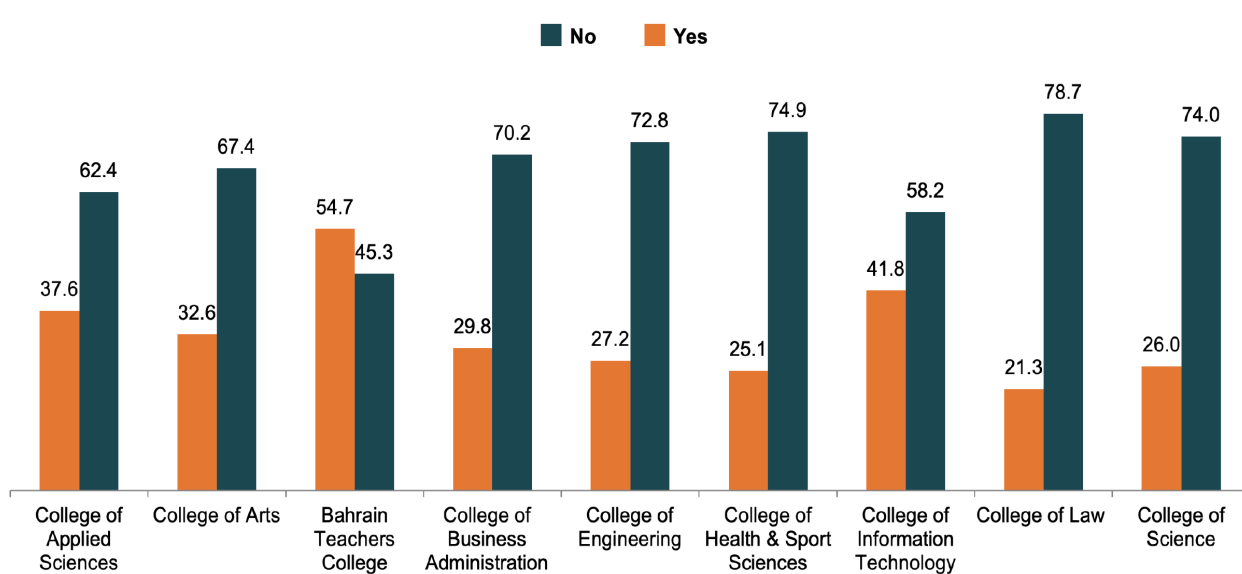


Figure 2: Do you currently have at least one job offer?

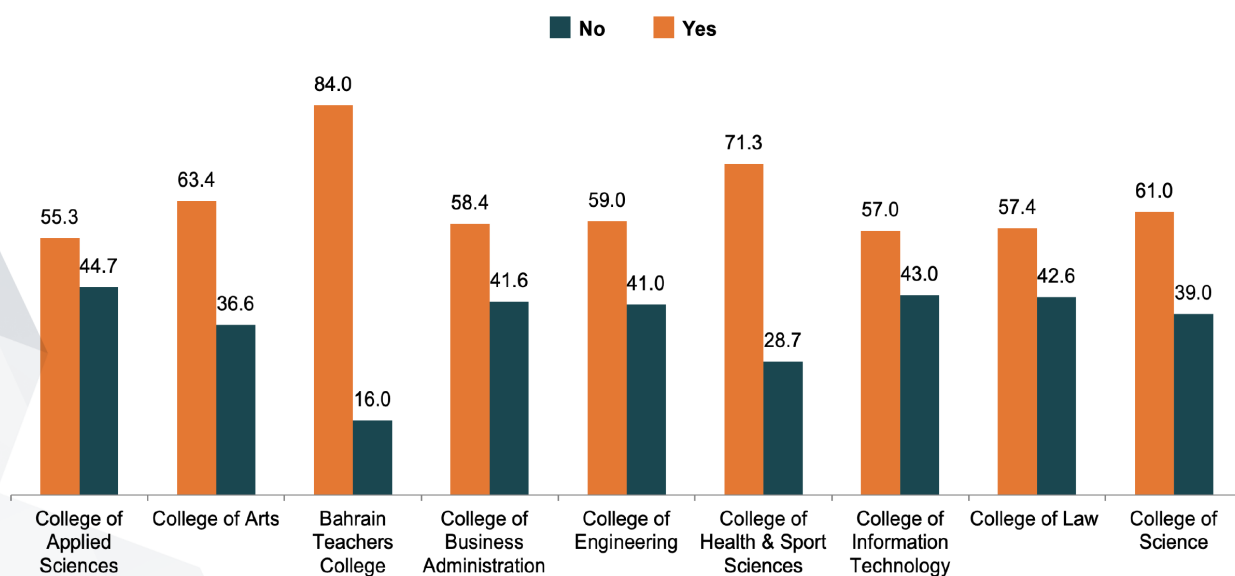


Figure 3: Do you plan to attend graduate school?

TREND ANALYSIS

The trend shown in Figure (4) shows an increased satisfaction in all indicators. In particular, satisfaction with Admission and Registration increased by (5%), whereas satisfaction with Facilities, Curriculum and Advising rose of about (3%). The satisfaction with Overall Program Experience shows the smallest, but yet significant growth of (1.8%).

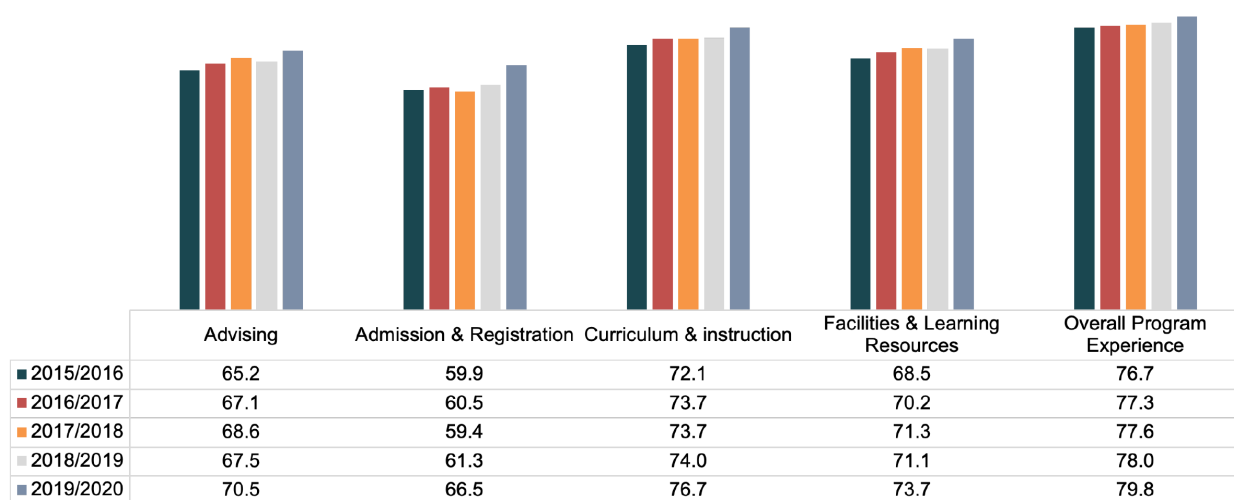


Figure 4:Trend Analysis

