

UNIVERSITY OF BAHRAIN
QUALITY ASSURANCE AND ACCREDITATION CENTER

SENIOR EXIT SURVEY REPORT

2017/2018

INTRODUCTION

Providing a quality undergraduate education is one of University of Bahrain primary goals. Therefore, to measure the success of that goal, the Quality Assurance & Accreditation Center manages the process of conducting a Senior Exit Survey (SES) at the end of every academic year, measuring students' satisfaction about teaching and learning, advising, admission, registration, facilities, learning resources, curriculum, and the overall experience of the program.

In the academic year 2017 / 2018 a total number of 3512 senior students representing a response rate of 44.2% completed this survey. The Report includes the main findings highlighted by the senior students. In addition to this report, a detailed online report is provided for every college. The demographic data for the survey is shown as the following:

DEMOGRAPHICS:

Colleges	Average GPA	Total No. of Respondents	Male	Female
College of Applied Sciences	2.26	104	44	60
College of Arts	2.77	271	43	228
Bahrain Teachers College	3.09	65	9	56
College of Business Administration	2.7	414	104	310
College of Engineering	2.86	323	185	138
College of Information Technology	2.77	126	51	75
College of Law	2.67	105	24	81
College of Health Sciences	2.94	48	10	38
College of Physical Education	2.53	41	21	20
College of Science	2.88	57	10	47
	2.747	1554	501	1053

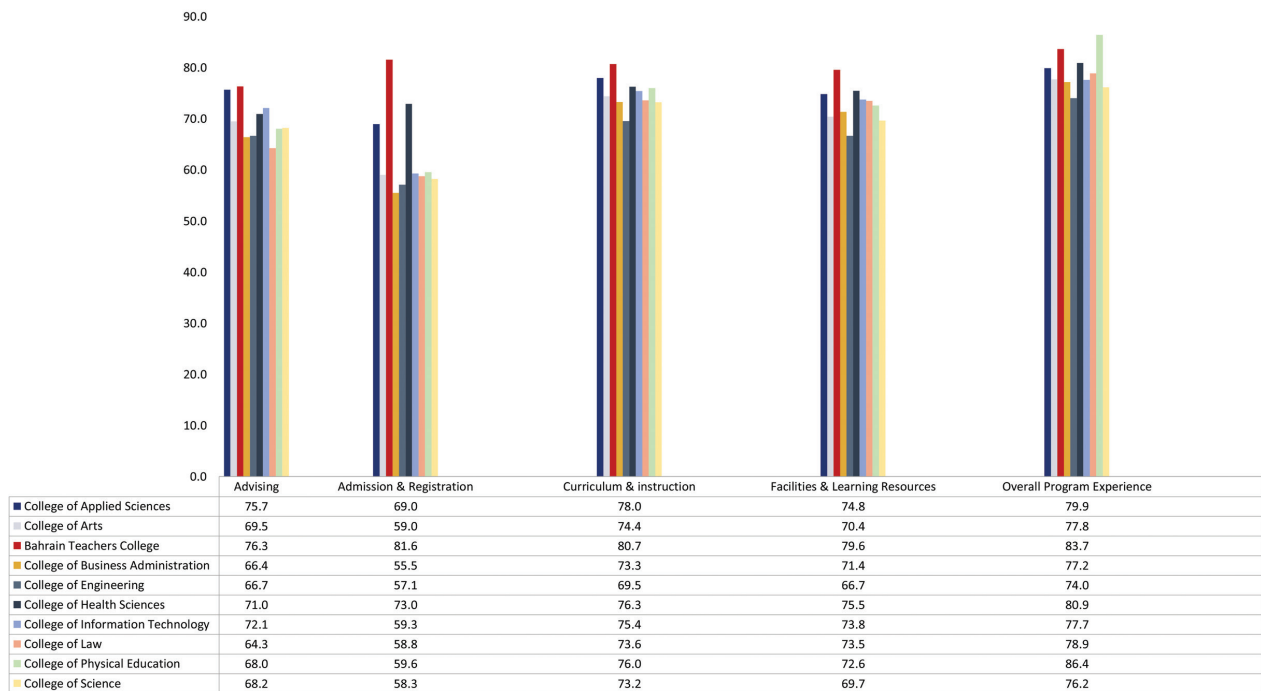


Figure 1: Colleges Summary 2017 / 2018

FINDINGS

- In reference to the admission and registration process and functions, about 82% of the senior students from Bahrain teachers college were highly satisfied.
- In comparison to the results of the Senior Exit Survey report 2016 / 2017, the advising indicator improved.
- Almost 90% of the senior students showed their desire to continue their professional development.
- As the results in 2016 / 2017, the senior students level of agreement is still relatively high on the following statement "I feel confident of my knowledge and understanding of my field of study" with satisfaction level score of about 80%.
- Over 70% of the senior students responded that they are highly satisfied with the curriculum and instruction areas.
- Senior students stated that they satisfied with the skills they gained from training components with satisfaction level above 75%.
- About 90% of the senior students showed their desire to continue their professional development.

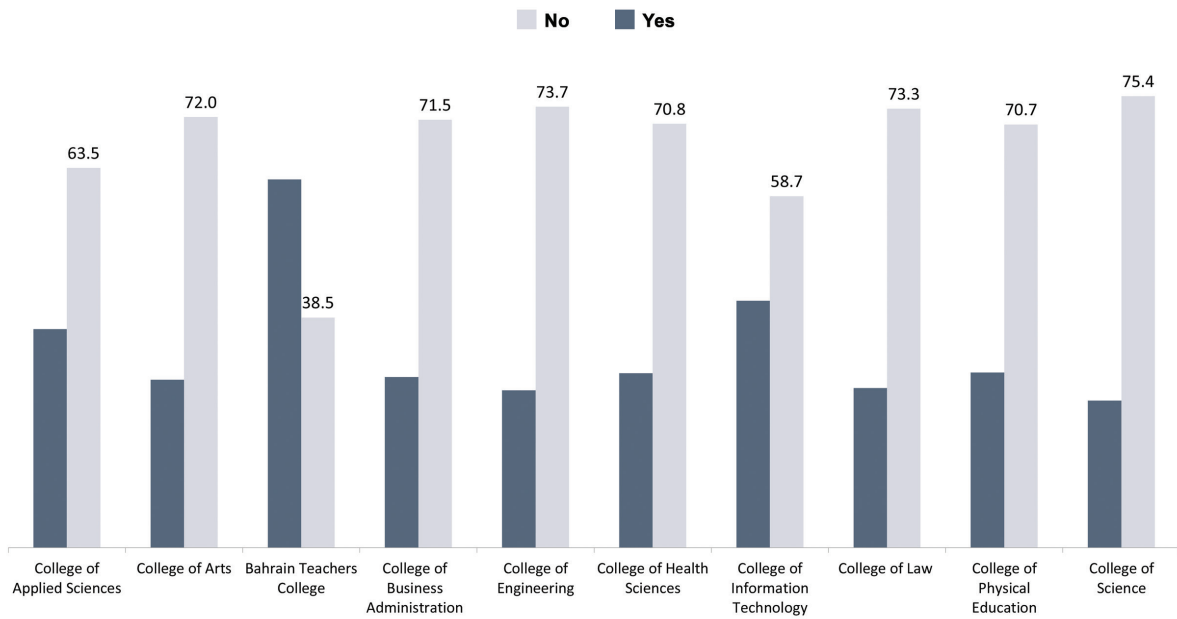


Figure 2: Do you currently have at least one job offer?

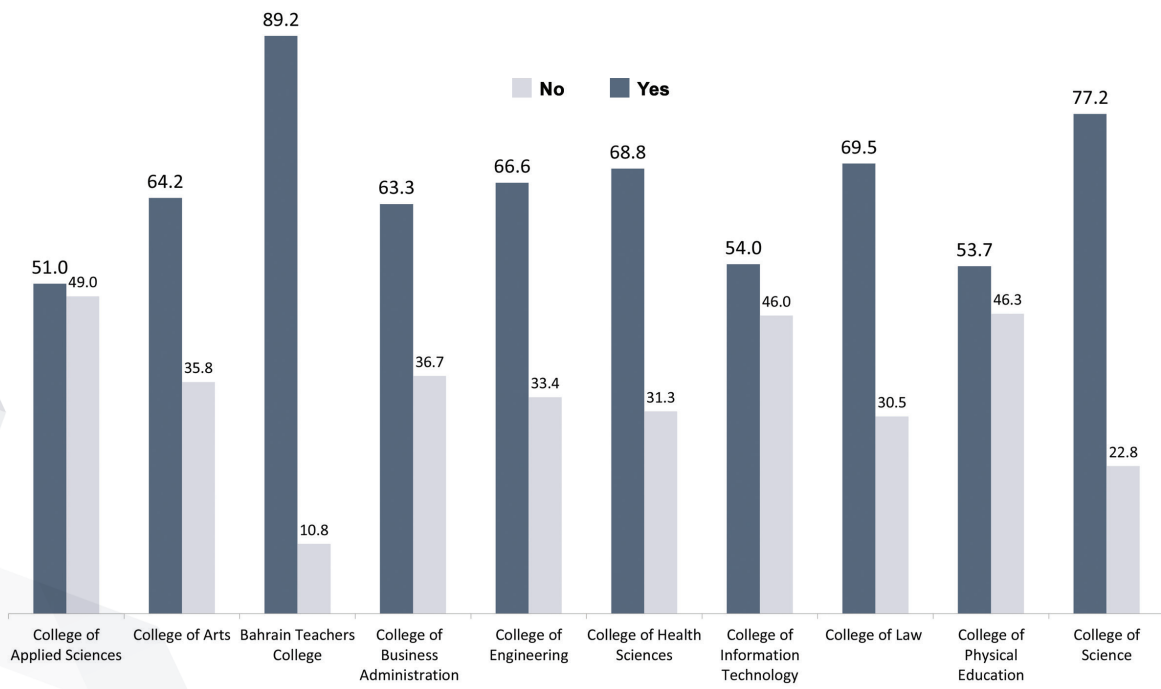


Figure 3: Do you plan to attend graduate school?

TREND ANALYSIS:

According to Figure above, for three consecutive years the overall satisfaction rate in all categories seems to be improving.

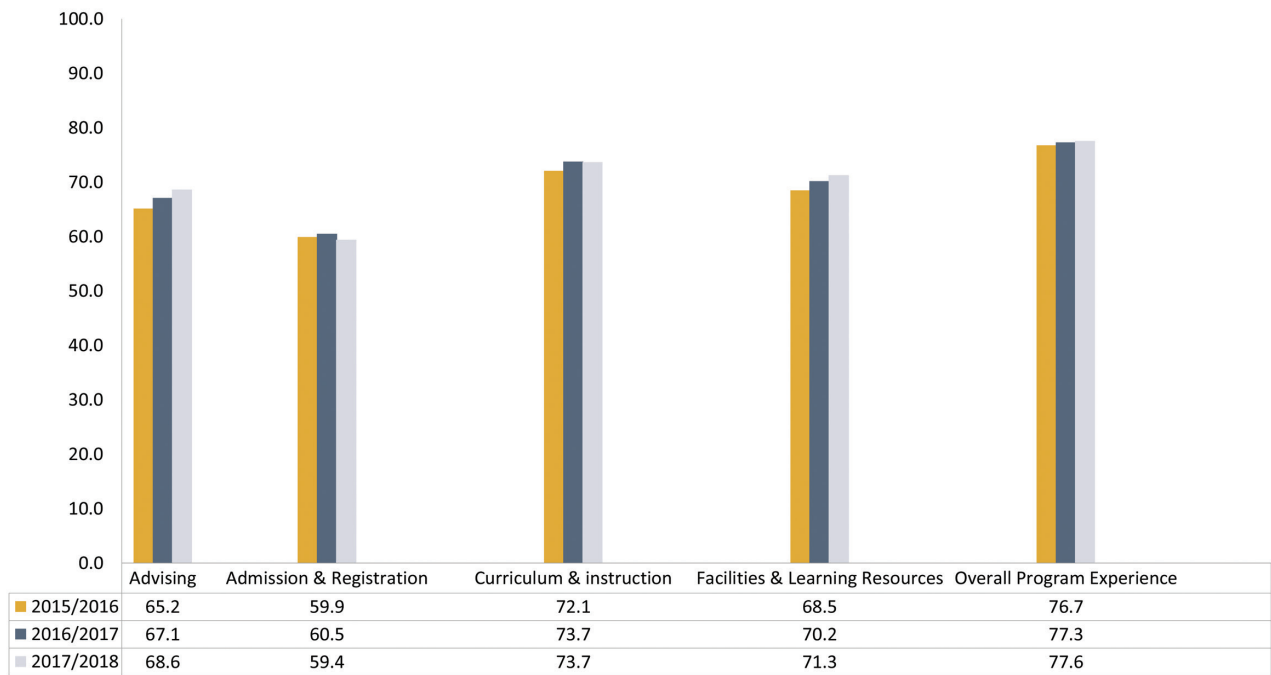










Figure 4:Trend Analysis

 uob.edu.bh  qaac.uob.edu.bh  +973 1743 8803  qaac@uob.edu.bh
 [@qaac.uob](https://www.instagram.com/qaac.uob)  [@uobedubh](https://www.instagram.com/uobedubh)  [@uobedubh](https://twitter.com/uobedubh)  [@uob_qaac](https://twitter.com/uob_qaac)