



مركز التعلم الإلكتروني
eLearning Center

ELEARNING REPORT

Second Semester (2019/2020)
11th Feb to 15th June, 2020

June 17, 2020



ELEARNING STATISTICS

Second Semester (2019/2020)

22,400
Students
868
Faculty
4,625
Courses



Blackboard Collaborate*

SESSIONS

59,264

SESSIONS HOURS

39,751

RECORDINGS

7,753

RECORDINGS HOURS

5,940

ATTENDEES

369,874

ATTENDEES UNIQUE

238,914

*Classes only



Microsoft Teams*

CHANNEL MESSAGES

152,077

AUDIO HOURS

963,451

CHAT MESSAGES

345,793

VIDEO HOURS

504,234

MEETINGS

30,211

SCREEN SHARE HOURS

102,854

*Meetings, Extra-Curricular Activities and Classes

eLearning Summary Report

Total No. of Courses	Total No. of Faculty	Total No. of Students
4625	868	22400

Category	Total Number
Blackboard Faculty Usage	830 (95.6%)
Teams Faculty Usage	792 (91.2%)
Blackboard Students Usage	22,152* (98.9%)
Blackboard Merged Course	481 (10.4%)
Blackboard Virtual Sessions	59,264
Blackboard Virtual Sessions Duration (hours)	39,752
Blackboard Recorded Virtual Sessions (hours)	5,940
Teams Meetings Organized	30,211
Teams Video Time (hours)	504,234
Teams Screen Share Time (hours)	102,854
Blackboard Announcements	9721
Blackboard Assessments	2921
Blackboard Assignments	5063
Blackboard Course Content Items	42910
Blackboard Discussion Forums	2177

*As of 11th of March 2020

Blackboard Learn – Instructors

Total Number of Instructors

868

Blackboard Feature	Adoption Numbers	Percentage*
Assessments	577	66%
Assignments	533	61%
Collaboration Assessments	41	5%
Portfolio	0	0%
Rubrics	167	19%
Self and Peer Assessment	123	14%
Survey	76	9%
Tests	403	46%
Collaboration	721	83%
Blog	79	9%
Collaboration	554	64%
Discussion Board	576	66%
Groups	568	65%
Journal	46	5%
Wiki	39	4%
Communication	686	79%
Announcements	669	77%
Course Messages	155	18%
E-Mail	214	25%
Content	732	84%
Adaptive Release	121	14%
Course Content	606	70%
Files	717	83%
Multimedia	420	48%
Course Management	708	82%
Calendar	138	16%
Change course settings	92	11%
Course Statistics	347	40%
Date Management	2	0%
Performance Dashboard	170	20%
Retention Center	416	48%

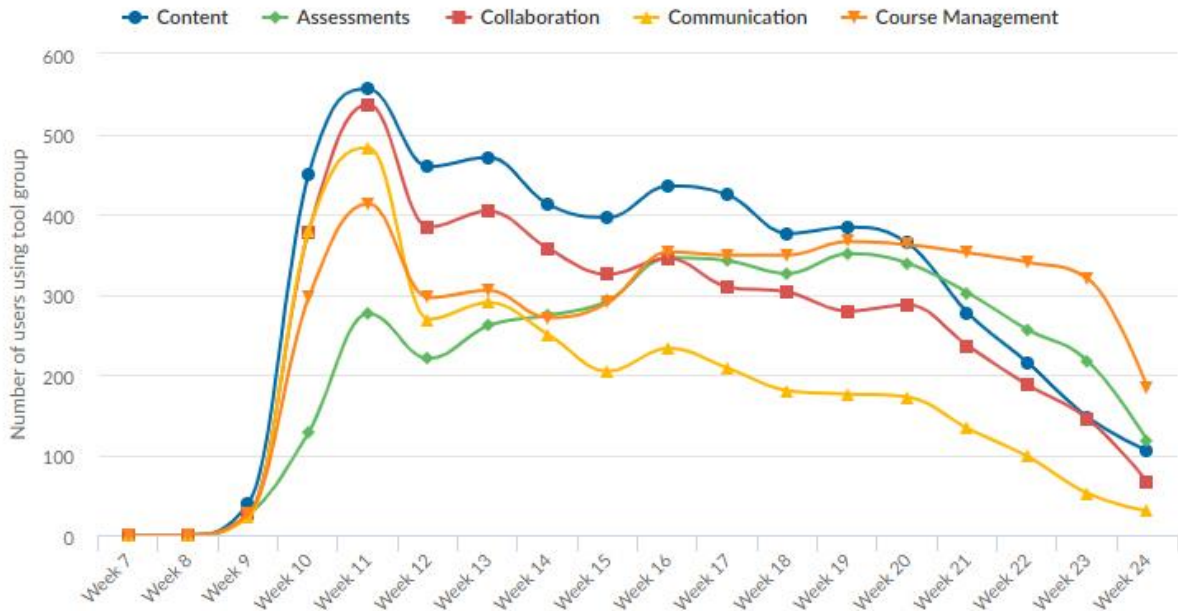
*Percentages here are impacted by the number of merged courses post the Covid-19 precautionary measures. One faculty is responsible for a number of child courses; thus, percentages are lower than the usual.

Blackboard Learn – Students

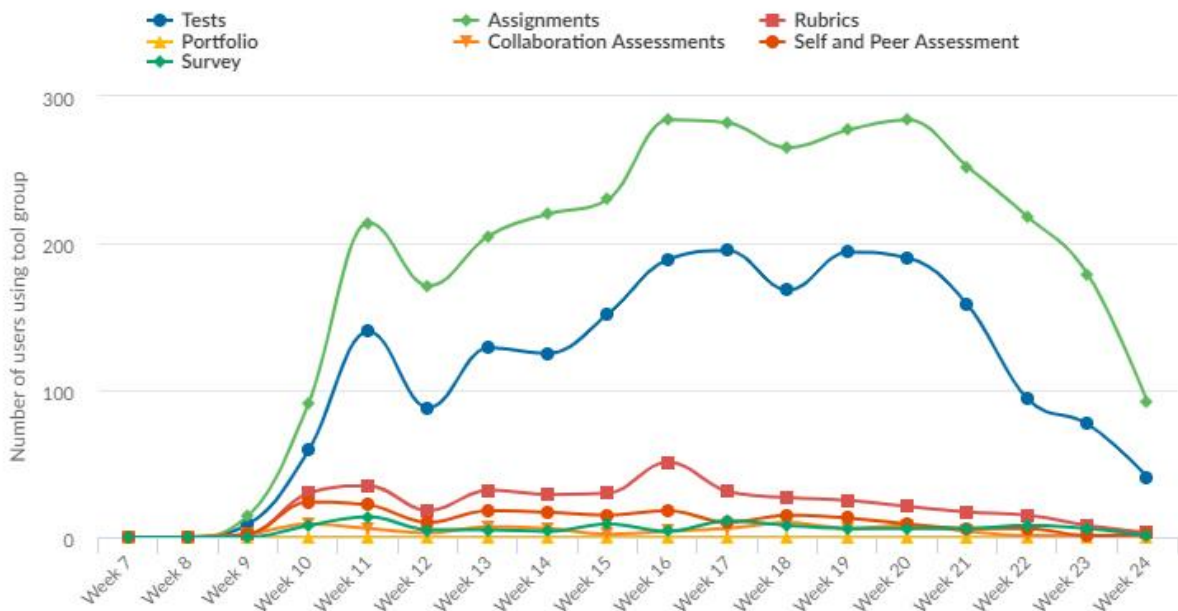
Total Number of Students 22400

Blackboard Feature	Adoption Numbers	Percentage
Assessment	19314	86%
Assignment	16345	73%
Forum	744	3%
Portfolio	0	0%
Rubrics	879	4%
Test	16598	74%
Wiki	1	0%
Collaboration	20930	93%
Blog	2382	11%
Collaboration	16131	72%
Course messages	1194	5%
E-mail	3669	16%
Forum	18746	84%
Groups	17406	78%
Journal	1637	7%
Padlet	0	0%
Wiki	847	4%
Communication	20191	90%
Announcements	20191	90%
Content	22216	99%
Course Content	22208	99%
Files	20316	91%
Multimedia	730	3%
Course Management	19506	87%
Calendar	2629	12%
My Grades	17684	79%
Notifications	1	0%
Tasks	11165	50%
Use Review Status	799	4%

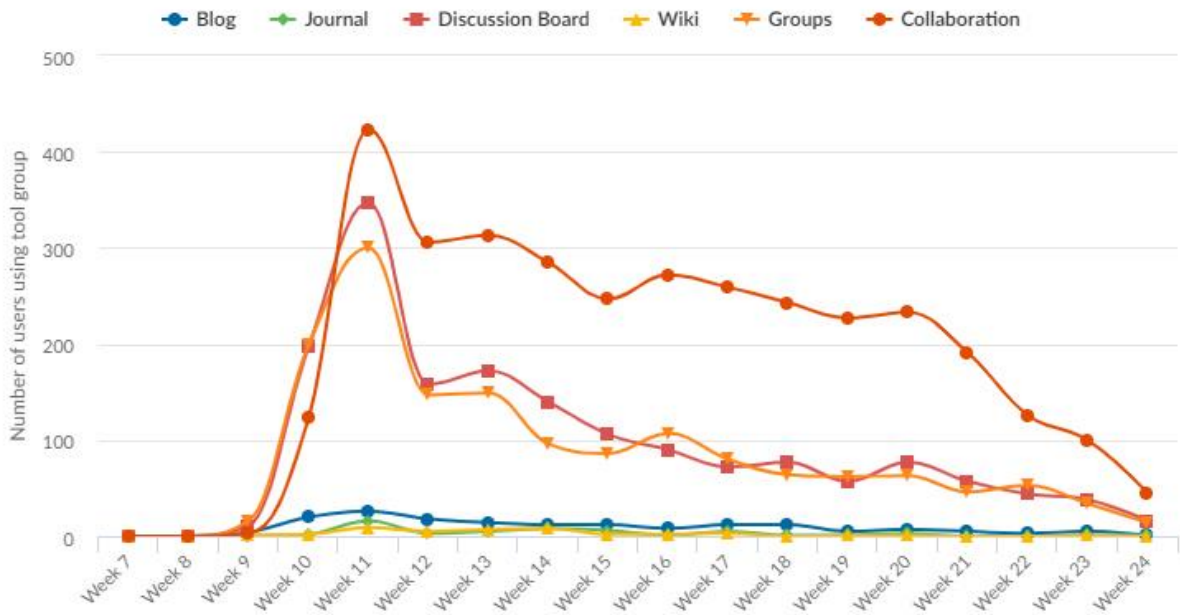
Blackboard Instructors – Tools Adoption



INSTRUCTORS – OVERALL TOOLS ADOPTION



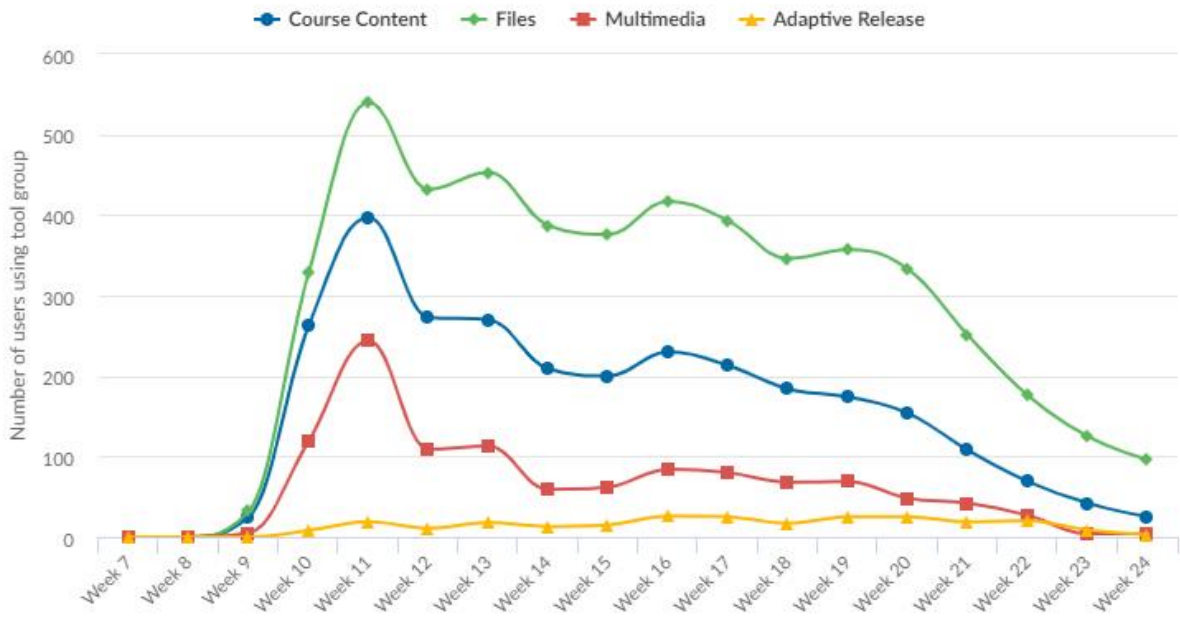
INSTRUCTORS - ASSESSMENT



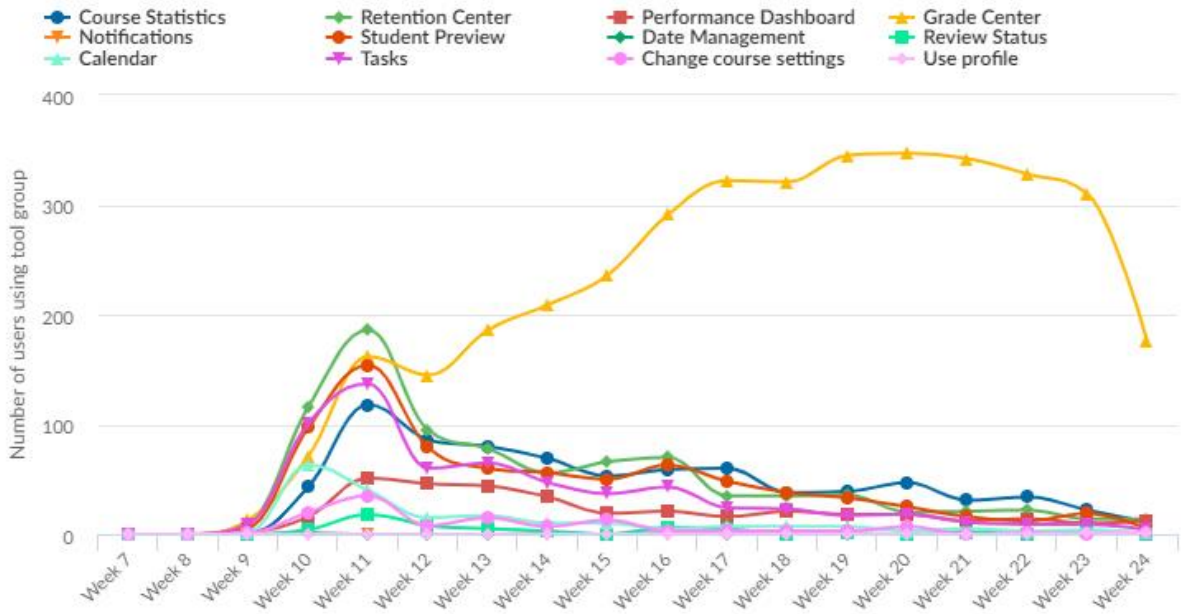
INSTRUCTORS – COLLABORATION



INSTRUCTORS - COMMUNICATION

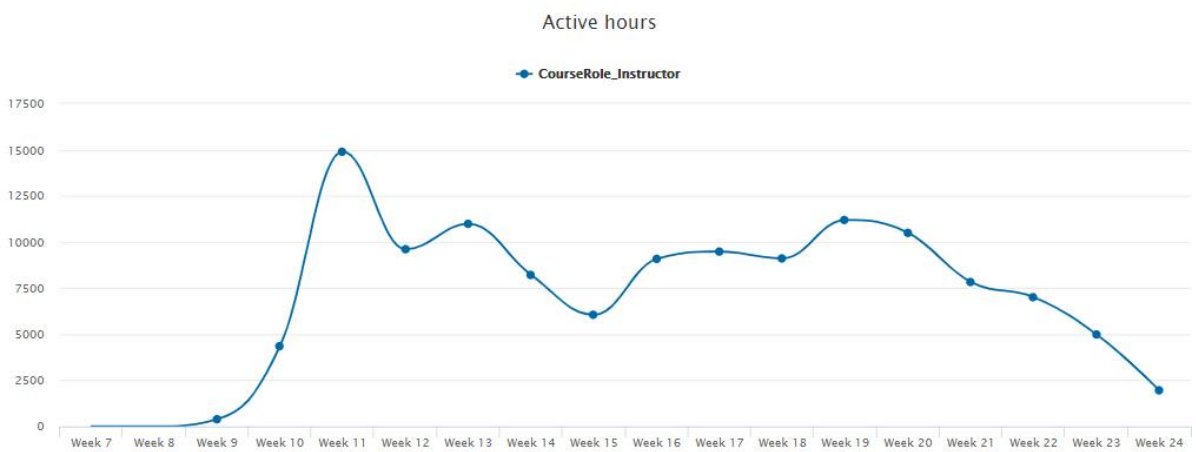
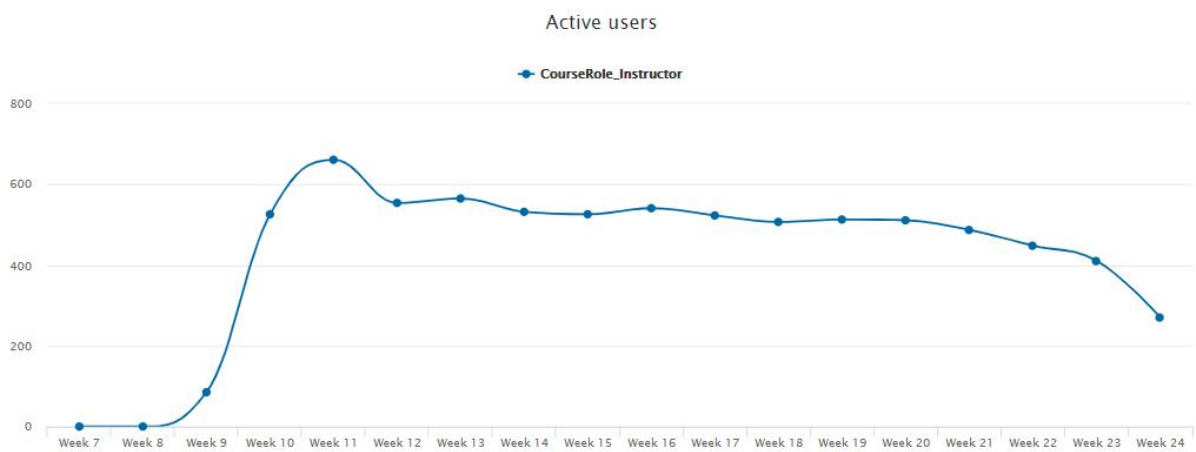


INSTRUCTORS – COURSE CONTENT

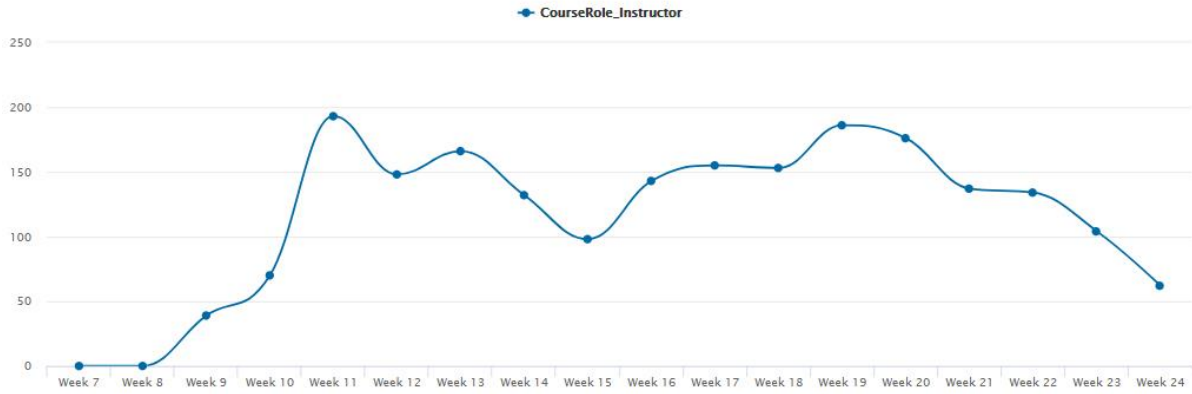


INSTRUCTORS - COURSE MANAGEMENT

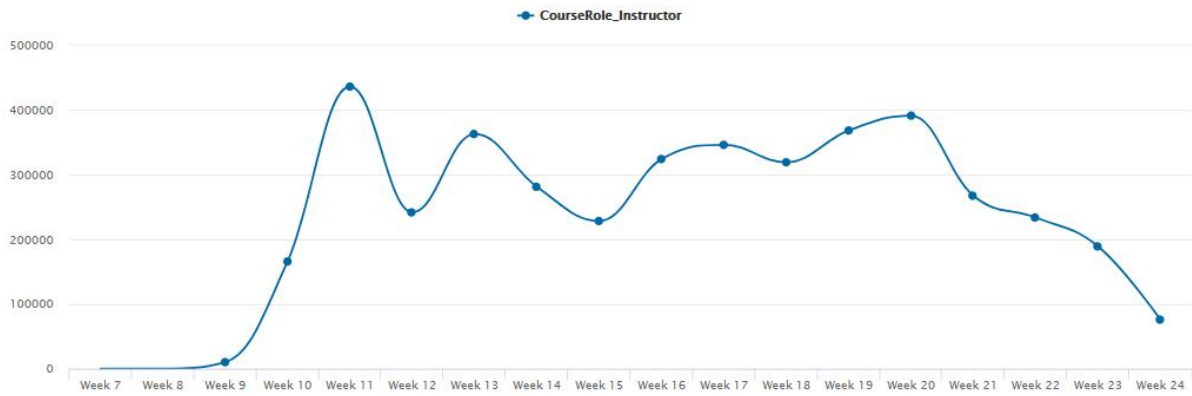
Blackboard Instructors – Activity



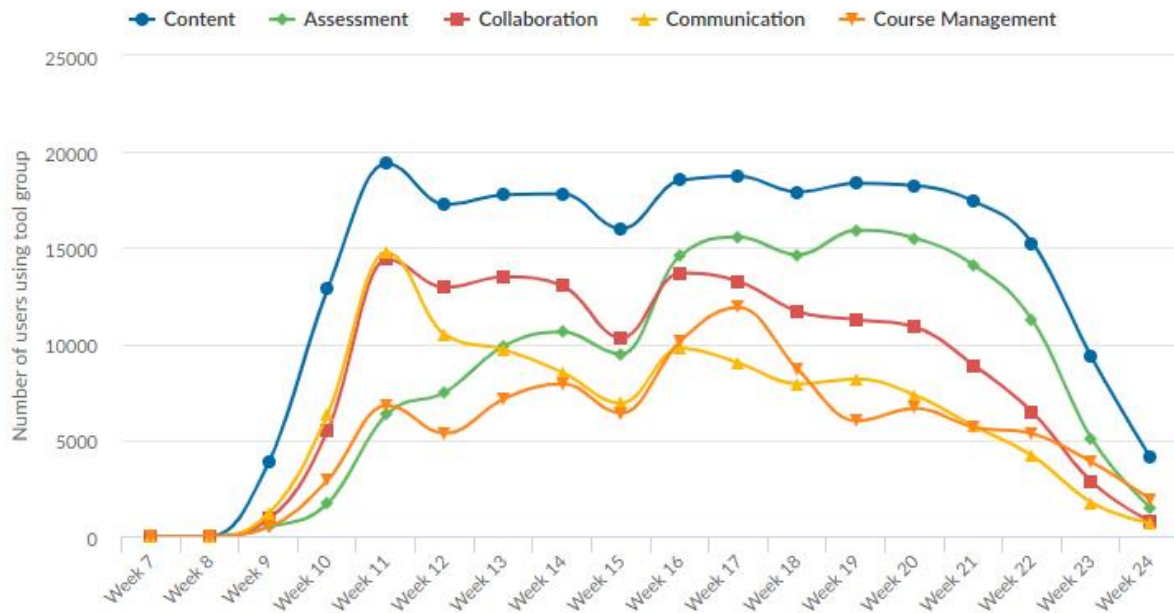
Daily average minutes per active user



Page views



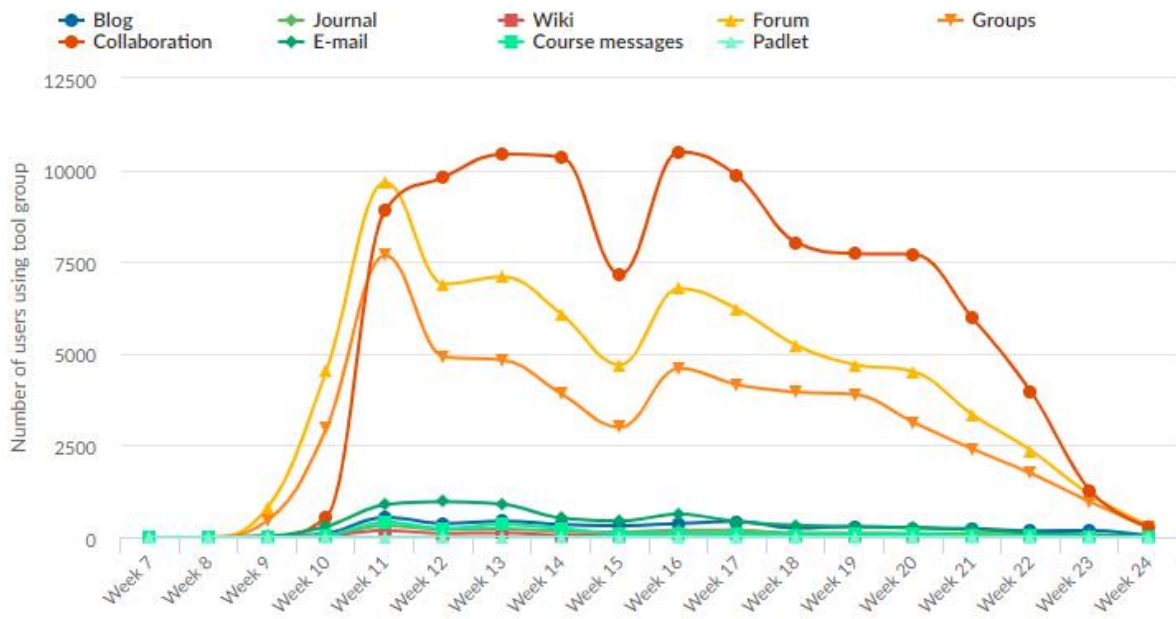
Blackboard Students– Tools Adoption



OVERALL TOOLS ADOPTION



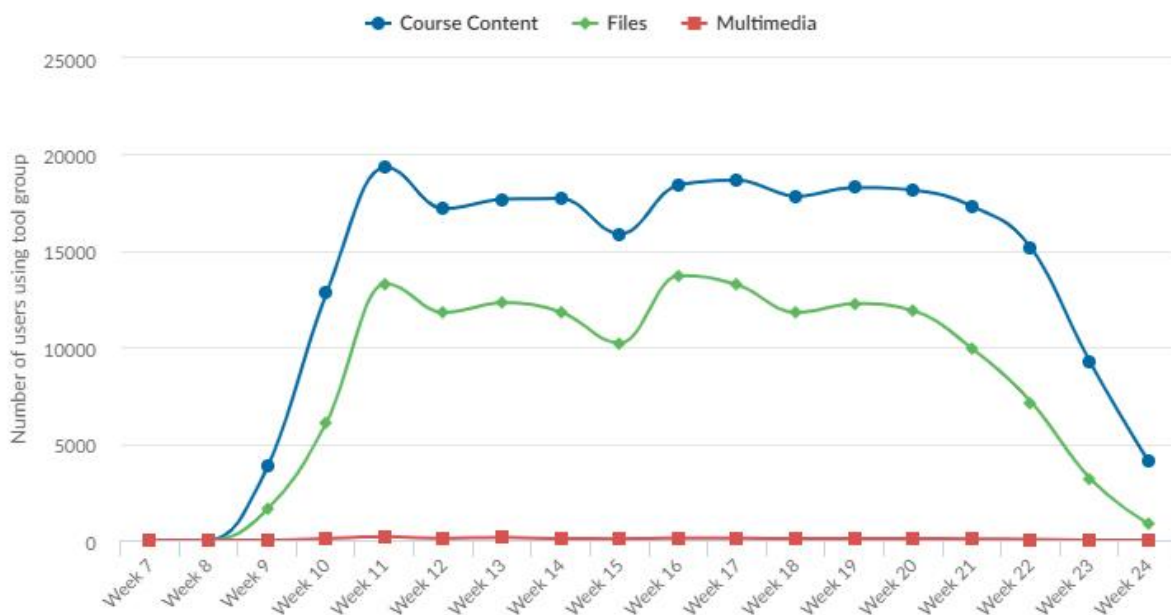
STUDENTS' ASSESSMENT



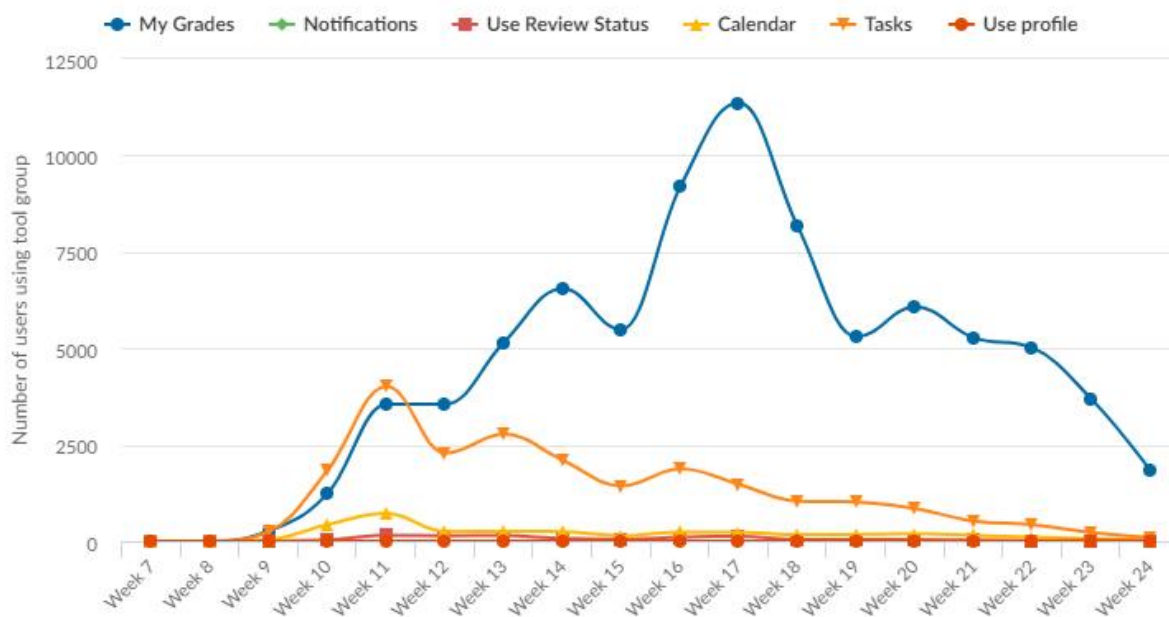
STUDENTS' COLLABORATION



STUDENTS' COMMUNICATION

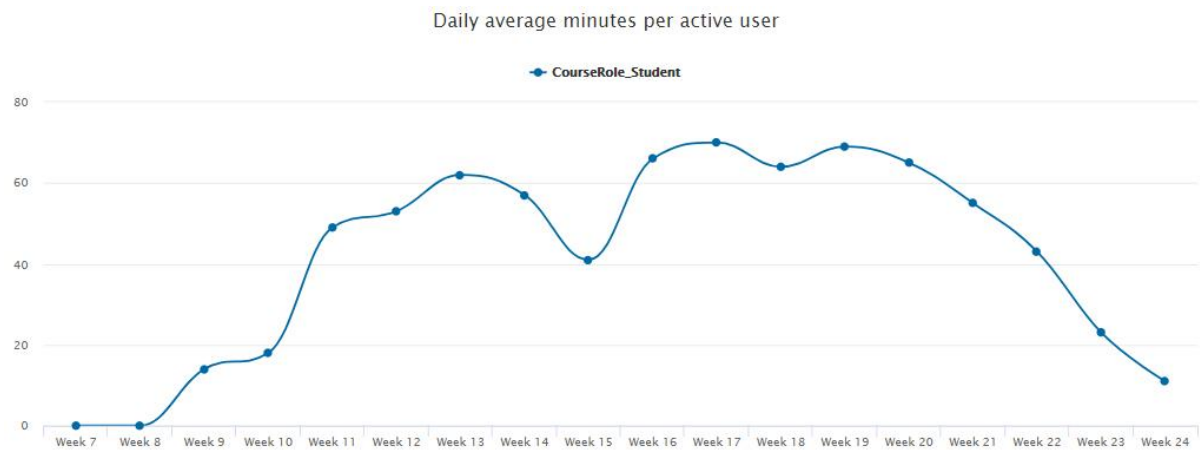
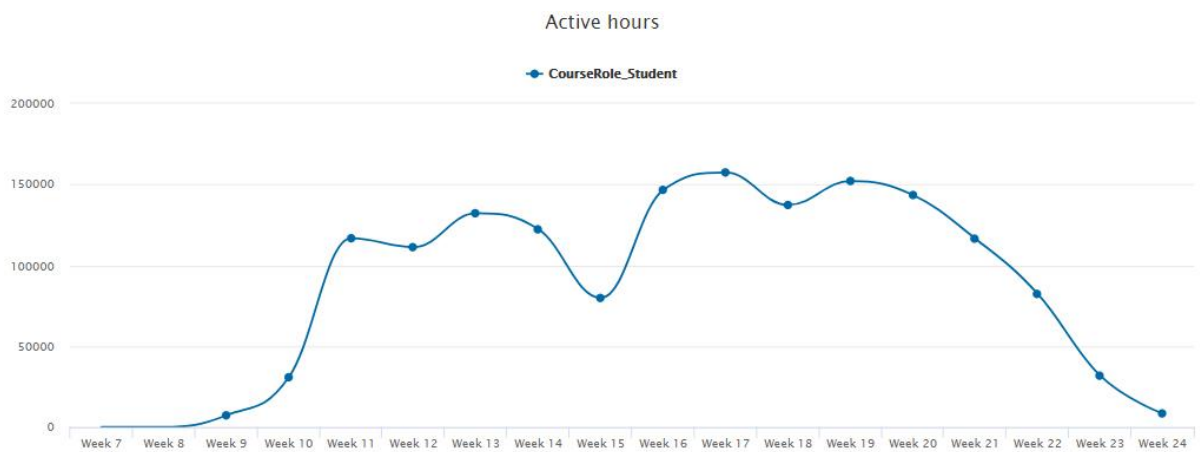
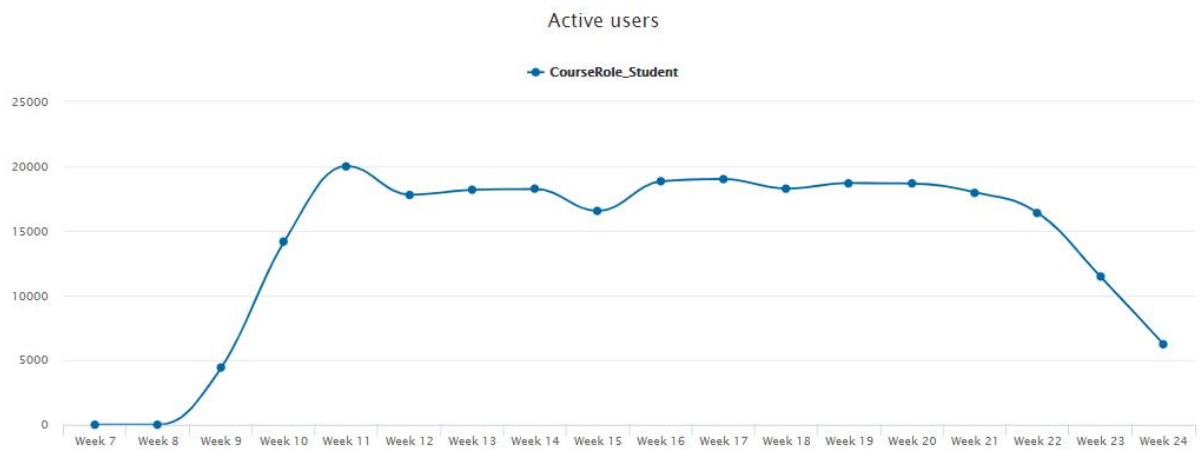


STUDENTS' CONTENT

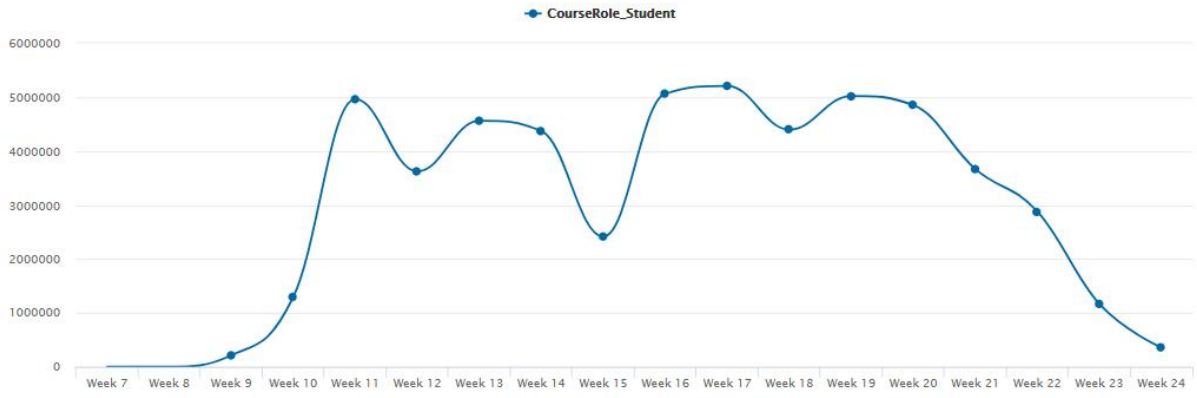


STUDENTS' CONTENT MANAGEMENT

Blackboard Students – Activity



Page views



Blackboard Collaborate Ultra – Usage

Information	Total
Sessions Created	12,645
Session Instances Launched	59,264
Session Time (hours)	39,752
Attendees	369,874
Attendees Unique	238,914
Recordings	7,753
Recordings Duration (hours)	5,940
Faculty Sessions	18,830
Faculty Sessions Time (hours)	17,445

Note: The sessions above include student lectures only

Report Metric Details

Sessions Created: Number of total unique sessions created during the date range. These sessions may or may not be launched during the date range.

Session Instances Launched: Number of unique session instances launched in the date range. Sessions launched may include existing and new sessions.

Session Time: Total room time across all sessions, regardless of the number of users that attended each session (hours). This time different than the minutes entitlement metric that is in customer contracts.

Attendees: Number of attendees (in all sessions)

Attendees Unique: Attendees Unique shows how many attendees joined a session each day of the report. It doesn't count if the attendee joined more than one session. But it does count attendees as new each day.

Attendees Unique for each day is counted as the sum of two measures:

Integration (LMS) and logged in attendees: The number of attendees that accessed sessions in Collaborate from the LMS or logged into the Collaborate session server directly.

Guest attendees: The number of guest attendees with unique names across sessions, as follows:

- If an attendee with the same name reconnects to a session, we don't count the second instance of this attendee.
- If the same or another attendee joins from a different browser using the same name, this name enters the session as "Peter #2" and is counted.
- If another attendee with the same name joins a different session, this attendee is also counted.

Recordings: Number of recordings made

Recording Duration: Number of recorded minutes

Microsoft Teams Faculty – Usage

Total Number of Instructors Using Teams **792 (91.2%)**

Teams Feature	Total
Channel Messages	152,077
Reply Messages	73,182
Post Messages	47,349
Chat Messages	345,793
Meetings Organized	30,211
Meetings Participated	14,064
1:1 Calls	8,343
Group Calls	33,430
Audio Time (hours)	963,451
Video Time (hours)	504,234
Screen Share Time (hours)	102,854

Note: The features above are used for some student lectures in addition to faculty meetings and extra-curricular activities